

Notice No. 296 Date 18.09.2024

This is for the information of all concerned that students, who have applied to get admission in the UG 1st Semester (NEP), 2024 are asked to get admitted themselves from 19.09.2024 to 23.09.2024 by paying admission fee through online mode. Documents verification have been scheduled on 24.09.2024.


Student must produce the original documents at the time of verification along with 2 sets self-attested xerox copies :

- Admission Receipt.
- Madhyamik Admit Card.
- Madhyamik Marksheet
- 10+2 Registration Certificate
- 10+2 Admit Card
- 10+2 Marksheet
- Aadhar Card
- Caste Certificate (SC/ST/OBCA/OBCB), if applicable
- PWD Certificate (if applicable)
- School Leaving Certificate

Steps to Pay the fees

- Step 1 : Go to the College Website (<http://bhattecollege.ac.in>)
- Step 2 : Click on “PAY SEM FEES”
- Step 3 : Put your Student ID [10+2 Registration No. without any special corrector like (. @ # / !)] and click on “Fetch Bill”
- Step 4 : Put your Mobile No. to get OTP to pay the requisite fee. Put the OTP and your payable fee will be appeared
- Step 5 : Pay your requisite fee and take a printout of the payment receipt.

N.B. : Admission will be confirmed after successful payment and original document verification.


(Dr. P. K. Khatua)
Principal
Bhatte College, Dantan
Paschim Medinipur

Notice No. 296 Date 18.09.2024

This is for the information of all concerned that students, who have applied to get admission in the UG 1st Semester (NEP), 2024 are asked to get admitted themselves from 19.09.2024 to 23.09.2024 by paying admission fee through online mode. Documents verification have been scheduled on 24.09.2024.


Student must produce the original documents at the time of verification along with 2 sets self-attested xerox copies :

- Admission Receipt.
- Madhyamik Admit Card.
- Madhyamik Marksheet
- 10+2 Registration Certificate
- 10+2 Admit Card
- 10+2 Marksheet
- Aadhar Card
- Caste Certificate (SC/ST/OBCA/OBCB), if applicable
- PWD Certificate (if applicable)
- School Leaving Certificate

Steps to Pay the fees

- Step 1 : Go to the College Website (<http://bhatteclege.ac.in>)
- Step 2 : Click on “PAY SEM FEES”
- Step 3 : Put your Student ID [10+2 Registration No. without any special corrector like (. @ # / !)] and click on “Fetch Bill”
- Step 4 : Put your Mobile No. to get OTP to pay the requisite fee. Put the OTP and your payable fee will be appeared
- Step 5 : Pay your requisite fee and take a printout of the payment receipt.

N.B. : Admission will be confirmed after successful payment and original document verification.


(Dr. P. K. Khatua)
Principal
Bhatteclege, Dantan
Paschim Medinipur

Notice No. 296 Date 18.09.2024

This is for the information of all concerned that students, who have applied to get admission in the UG 1st Semester (NEP), 2024 are asked to get admitted themselves from 19.09.2024 to 23.09.2024 by paying admission fee through online mode. Documents verification have been scheduled on 24.09.2024.


Student must produce the original documents at the time of verification along with 2 sets self-attested xerox copies :

- Admission Receipt.
- Madhyamik Admit Card.
- Madhyamik Marksheet
- 10+2 Registration Certificate
- 10+2 Admit Card
- 10+2 Marksheet
- Aadhar Card
- Caste Certificate (SC/ST/OBCA/OBCB), if applicable
- PWD Certificate (if applicable)
- School Leaving Certificate

Steps to Pay the fees

- Step 1 : Go to the College Website (<http://bhatteclege.ac.in>)
- Step 2 : Click on “PAY SEM FEES”
- Step 3 : Put your Student ID [10+2 Registration No. without any special corrector like (. @ # / !)] and click on “Fetch Bill”
- Step 4 : Put your Mobile No. to get OTP to pay the requisite fee. Put the OTP and your payable fee will be appeared
- Step 5 : Pay your requisite fee and take a printout of the payment receipt.

N.B. : Admission will be confirmed after successful payment and original document verification.


(Dr. P. K. Khatua)
Principal
Bhatteclege, Dantan
Paschim Medinipur