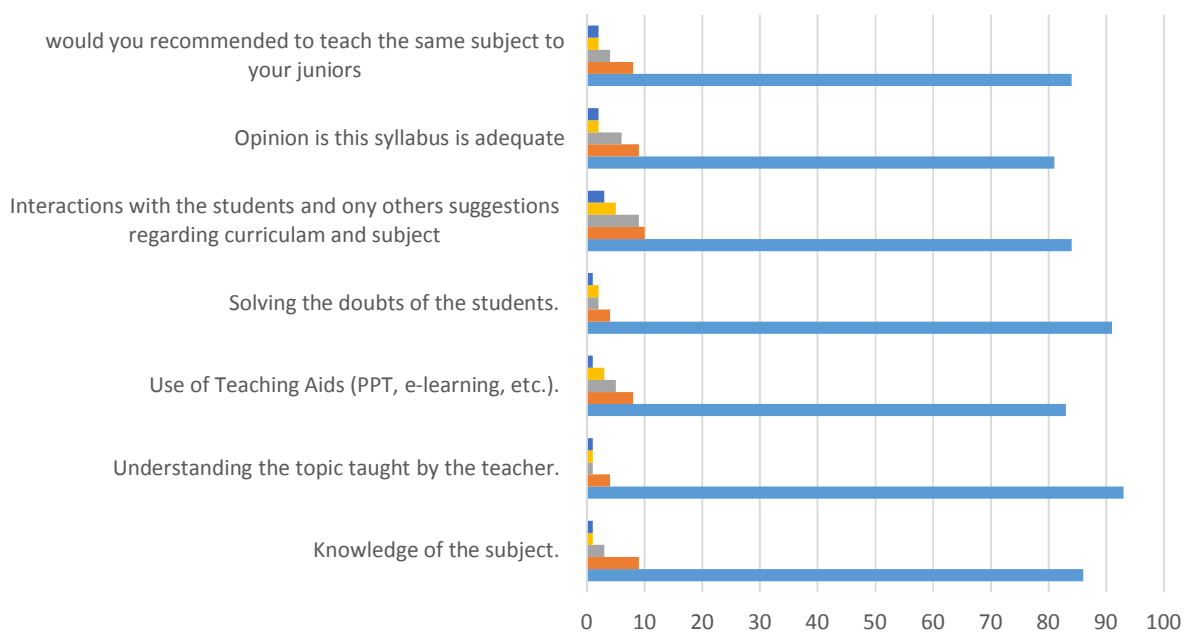


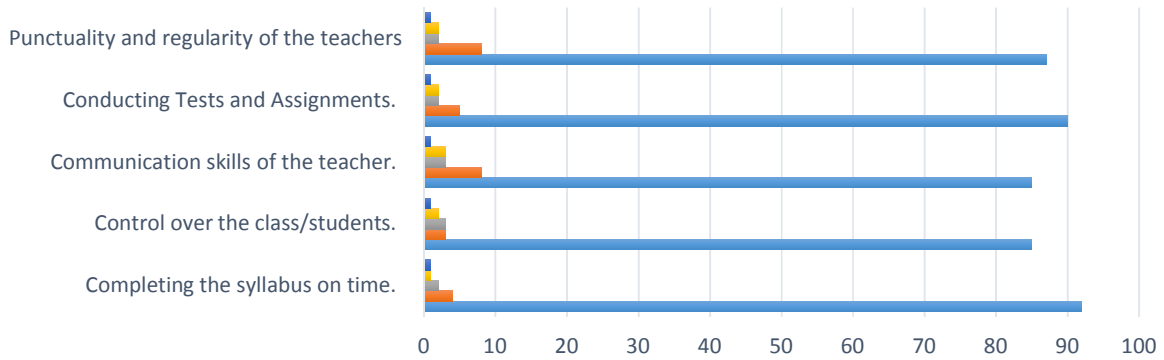
Student Feedback Phase-I-2016-2017 (%)



	Knowledge of the subject.	Understanding the topic taught by the teacher.	Use of Teaching Aids (PPT, e-learning, etc.).	Solving the doubts of the students.	Interactions with the students and any others suggestions regarding curriculam and subject	Opinion is this syllabus is adequate	would you recommended to teach the same subject to your juniors
■	1	1	1	1	3	2	2
■	1	1	3	2	5	2	2
■	3	1	5	2	9	6	4
■	9	4	8	4	10	9	8
■	86	93	83	91	84	81	84



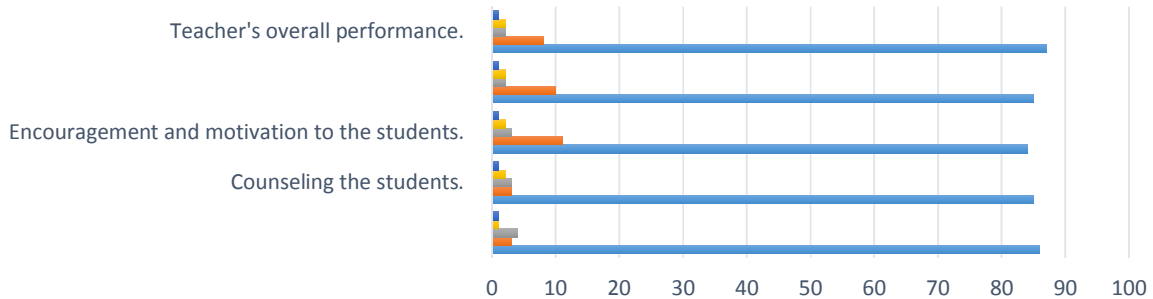
Student Feedback phase-II 2016-2017 (%)



	Completing the syllabus on time.	Control over the class/students.	Communication skills of the teacher.	Conducting Tests and Assignments.	Punctuality and regularity of the teachers
■ Poor = 1	1	1	1	1	1
■ Average = 2	1	2	3	2	2
■ Good = 3	2	3	3	2	2
■ Very Good = 4	4	3	8	5	8
■ Excellent = 5	92	85	85	90	87

■ Poor = 1 ■ Average = 2 ■ Good = 3 ■ Very Good = 4 ■ Excellent = 5

Student Feedback Phase-III 2016-2017(%)



	Regularity of the teachers (coming every lecture).	Counseling the students.	Encouragement and motivation to the students.	Availability of the teacher beyond lectures i.e. outside the class.	Teacher's overall performance.
■ Poor = 1	1	1	1	1	1
■ Average = 2	1	2	2	2	2
■ Good = 3	4	3	3	2	2
■ Very Good = 4	3	3	11	10	8
■ Excellent = 5	86	85	84	85	87

■ Poor = 1 ■ Average = 2 ■ Good = 3 ■ Very Good = 4 ■ Excellent = 5